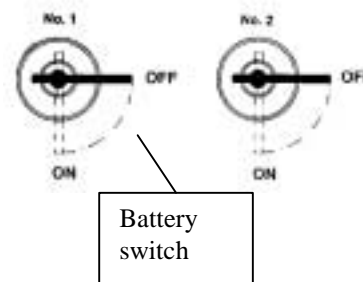


OPERATION INSTRUCTIONS FOR WHEEL HOUSE

ENGINE TYPE: SABB DIESEL L2.093, L3.139, L4.186, L4.186T-LB

BEFORE STARTING:


1. TURN BATTERY SWITCH NO.1 TO "ON" POSITION.
2. MOVE THE SPEED CONTROL LEVER TO MAX. SPEED POSITION WITH GEARBOX DISENGAGED.



STARTING:

1. TURN STARTER SWITCH TO "IGNITION" POSITION.
2. CONTINUE TO "HEATING" POSITION. KEEP SWITCH IN "HEATING" POSITION FOR 10-20 SECONDS, DEPENDING ON AMBIENT TEMPERATURE.
3. TURN THE SWITCH TO "START" POSITION. MOVE THE SWITCH BACK TO "IGNITION" POSITION WHEN THE ENGINE STARTS. WARNING LAMPS SHOULD NOW BE OFF.

IF THE BATTERY IS IN POOR CONDITION, TURN THE BATTERY SWITCH FROM BATTERY NO 1 TO BATTERY NO 2 AND REPEAT THE STARTING PROCEDURE.

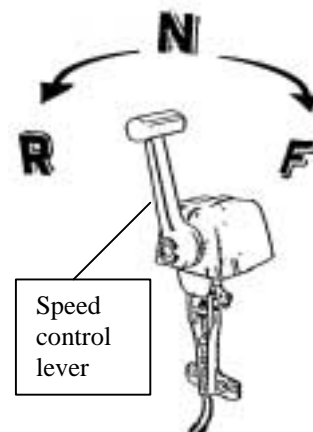


OPERATION:

ENGAGE THE GEARBOX BY PUSHING THE SPEED CONTROL LEVER TO FORWARD OR BACKWARD POSITION. FULL ENGINE SPEED IS 3000 RPM .

STOP:

1. MOVE THE CONTROL LEVER TO NEUTRAL POSITION.
2. STOP THE ENGINE BY TURNING THE STARTER SWITCH TO "STOP" POSITION. THEN MOVE THE SWITCH TO "0" POSITION.
3. TURN THE BATTERY SWITCH TO "OFF" POSITION.



FUSES

STOP CONTROL AND INSTRUMENT PANEL ARE PROTECTED BY AUTOMATIC FUSES. IF THE ENGINE FAILS TO BE STOPPED OR THE CHARGE LIGHT DOES NOT LIGHT WHEN THE BATTERY SWITCH IS "ON", OPEN THE ENGINE ROOM COVER AND READ THE INSTRUCTION ON THE RELAY BOX.

NOTE. WHEN THE BOAT IS BEING TOWED, THE GEARBOX SHOULD BE DISENGAGED

SABB MOTOR A.S

TELEPHONE: 55 34 88 00 - FAX: 55 34 88 01 - E-MAIL: firmapost@sabb.no
P.O.BOX 7170 - 5020 BERGEN - NORWAY